



NDL Industries

APPLICATIONS

Commercial, Industrial, and Residential Plumbing

Copper Press Fittings

High-Quality Plumbing Products with Superior Fit and Finish





Copper Press Fittings

Table of Contents

Production Information	1
Female Adapters.....	2
Female Street Adapters.....	2, 3
Male Adapters.....	3, 4
Male Street Adapters	4
Press & PEX Adapters.....	4
Adapter Flanges	4, 5
Bushing Reducers.....	5, 6
Caps	6
Coupling Reducer	6, 7
No Stop Couplings	7, 8
Extended No Stop Couplings	8
Couplings with Stop	8
Crossovers	9
45° Elbows	9
45° Street Elbows	9, 10
90° Elbows	10, 11
90° Street Elbows	11
90° Drop Ear Elbow	11
Tees.....	12
Reducing Tees	12, 13, 14, 15, 16
Unions	17
Dielectric Unions.....	18



Explore our full line of high-quality HVAC-R and plumbing products.

ndlinc.com | 1-866-635-6888 | sales@ndlinc.com

@ndlindustries





Copper Press Fittings

Elevating Plumbing Efficiency with Cutting-Edge Innovation & Ultimate Performance

- Zero-reported failure rate combined with a leak detection commercial-grade EDPM O-ring that instantly identifies unpressed connections.
- Ranging from sizes 1/2" - 4", small quantities of individual items are available and can be packaged together in one order without meeting minimums in any category.
- Compatible for use on all ASTM B88 K, L, and M hard-drawn copper tubing.
- NDL press fittings use the highly regarded "v" profile jaw sets that resemble the industry leader in terms of pattern, size, finish, and overall appearance.
- Manufactured to be used for potable water, hydronic heating (with glycol), chilled water, compressed air (200 PSI max.), non-medical gases (140 PSI max.), and low pressure steam (15 PSI max.).

Certifications and Approvals

- Materials: ASME/ASTM B42 C12200 (99.9% cu)
- Dimensions: IAPMO PS 117-2016
- Threads: ASME/ASTM B1.20.1
- Drinking water: NSF/ANSI STANDARD 61 - 372 (Lead free)
- Other: ISO9001, ISO14001

Symbols


- P** Press fitting
- FIP** Female iron pipe thread NPT
- FPT** Female pipe thread NPT
- MPT** Male pipe thread NPT





Female Adapters (P x FPT)

PART #	OD - DESCRIPTION	BOX QTY	WT (LB)	WT (G)
CP3-08-06	1/2" x 3/8" Female Adapter	10	0.09	40.8
CP3-08	1/2" Female Adapter	10	0.1	45.4
CP3-08-12	1/2" x 3/4" Female Adapter	10	0.15	68
CP3-12	3/4" Female Adapter	10	0.17	77.1
CP3-12-08	3/4" x 1/2" Female Adapter	10	0.17	77.1
CP3-16-12	1" x 3/4" Female Adapter	10	0.22	99.8
CP3-16	1" Female Adapter	10	0.25	113.4
CP3-16-08	1" x 1/2" Female Adapter	10	0.29	131.5
CP3-20-16	1-1/4" x 1" Female Adapter	EA	0.29	131.5
CP3-20	1-1/4" Female Adapter	EA	0.34	154.2
CP3-16-20	1" x 1-1/4" Female Adapter	10	0.46	208.7
CP3-24-20	1-1/2" x 1-1/4" Female Adapter	EA	0.46	208.7
CP3-24	1-1/2" Female Adapter	EA	0.53	240.4
CP3-20-24	1-1/4" x 1-1/2" Female Adapter	EA	0.62	281.2
CP3-32	2" Female Adapter	EA	0.78	353.8



Female Adapters (P x FPT)

PART #	OD - DESCRIPTION	BOX QTY	WT (LB)	WT (G)
CP3-40	2-1/2" Female Adapter	EA	1.6	725.7
CP3-48	3" Female Adapter	EA	2.2	997.9
CP3-64	4" Female Adapter	EA	3.8	1723.6



Female Street Adapters (FTG x FPT)

PART #	OD - DESCRIPTION	BOX QTY	WT (LB)	WT (G)
CPFS-08-08	1/2" Female Street Adapter	5	0.106	48.1
CPFS-12-08	3/4" x 1/2" Female Street Adapter	5	0.112	50.8
CPFS-08-12	1/2" x 3/4" Female Street Adapter	5	0.142	64.4
CPFS-12-12	3/4" Female Street Adapter	5	0.146	66.2
CPFS-16-08	1" x 1/2" Female Street Adapter	EA	0.179	81.2
CPFS-16-12	1" x 3/4" Female Street Adapter	EA	0.221	100.2




Female Street Adapters (FTG x FPT) - *Continued*

PART #	OD - DESCRIPTION	BOX QTY	WT (LB)	WT (G)
CPFS-16-16	1" Female Street Adapter	EA	0.273	123.8
CPFS-20-08	1-1/4" x 1/2" Female Street Adapter	EA	0.278	126.1
CPFS-20-20	1-1/4" Female Street Adapter	EA	0.402	182.3
CPFS-24-24	1-1/2" Female Street Adapter	EA	0.527	239.0
CPFS-32-32	2" Female Street Adapter	EA	0.845	383.3




Male Adapters (P x MPT)

PART #	OD - DESCRIPTION	BOX QTY	WT (LB)	WT (G)
CP4-08-06	1/2" x 3/8" Male Adapter	10	0.08	36.3
CP4-08	1/2" Male Adapter	10	0.11	49.9
CP4-12-08	3/4" x 1/2" Male Adapter	10	0.17	77.1
CP4-12	3/4" Male Adapter	10	0.19	86.2
CP4-08-12	1/2" x 3/4" Male Adapter	10	0.19	86.2
CP4-16-12	1" x 3/4" Male Adapter	10	0.24	108.9
CP4-16	1" Male Adapter	10	0.28	127
CP4-12-16	3/4" x 1" Male Adapter	10	0.3	136.1
CP4-16-08	1" x 1/2" Male Adapter	10	0.31	140.6
CP4-20-16	1-1/4" x 1" Male Adapter	EA	0.34	154.2
CP4-20	1-1/4" Male Adapter	EA	0.37	167.8
CP4-16-20	1" x 1-1/4" Male Adapter	10	0.45	204.1
CP4-20-24	1-1/4" x 1-1/2" Male Adapter	EA	0.59	267.6
CP4-24-20	1-1/2" x 1-1/4" Male Adapter	EA	0.59	267.6
CP4-24	1-1/2" Male Adapter	EA	0.63	285.8
CP4-32	2" Male Adapter	EA	0.89	403.7
CP4-32-24	2" x 1-1/2" Male Adapter	EA	0.92	417.3
CP4-24-32	1-1/2" x 2" Male Adapter	EA	1.00	453.6



Male Adapters (P x MPT)

PART #	OD - DESCRIPTION	BOX QTY	WT (LB)	WT (G)
CP4-40	2-1/2" Male Adapter	EA	1.62	734.8
CP4-48	3" Male Adapter	EA	2.23	1011.5
CP4-64	4" Male Adapter	EA	3.82	1732.7



Male Street Adapters (FTG x MPT)

PART #	OD - DESCRIPTION	BOX QTY	WT (LB)	WT (G)
CPMS-08-06	1/2" x 3/8" Male Street Adapter	5	0.069	31.3
CPMS-12-08	3/4" x 1/2" Male Street Adapter	5	0.103	46.7
CPMS-08-08	1/2" Male Street Adapter	5	0.107	48.5
CPMS-12-12	3/4" Male Street Adapter	5	0.155	70.3
CPMS-08-12	1/2" x 3/4" Male Street Adapter	5	0.157	71.2
CPMS-16-12	1" x 3/4" Male Street Adapter	5	0.177	80.3
CPMS-16-16	1" Male Street Adapter	5	0.242	109.8
CPMS-20-20	1-1/4" Male Street Adapter	EA	0.505	229.1
CPMS-24-24	1-1/2" Male Street Adapter	EA	0.594	269.4
CPMS-32-32	2" Male Street Adapter	EA	0.911	413.2



Press & PEX Adapters (Coupling)

PART #	OD - DESCRIPTION	BOX QTY	WT (LB)	WT (G)
CPCP-08	1/2" Press & PEX Adapter (Coupling)	20	0.06	27.2
CPCP-12	3/4" Press & PEX Adapter (Coupling)	20	0.097	44.0
CPCP-16	1" Press & PEX Adapter (Coupling)	10	0.148	67.1



Adapter Flanges (4" P - BP)

PART #	OD - DESCRIPTION	BOX QTY	WT (LB)	WT (G)
CP41-16	1" Adapter Flange 4" P - BP	EA	2.8	1270.1
CP41-24	1-1/4" Adapter Flange 4" P - BP	EA	3.197	1450.1
CP41-20	1-1/2" Adapter Flange 4" P - BP	EA	3.859	1750.4
CP41-32	2" Adapter Flange 4" P - BP	EA	5.49	2490.2

Adapter Flanges (4" P - BP)

PART #	OD - DESCRIPTION	BOX QTY	WT (LB)	WT (G)
CP41-40	2-1/2" Adapter Flange 4" P - BP	EA	6.267	2842.7
CP41-48	3" Adapter Flange 4" P - BP	EA	7.627	3459.5
CP41-64	4" Adapter Flange 8" P - BP	EA	11.874	5386



Bushing Reducers (FTG x P)

PART #	OD - DESCRIPTION	BOX QTY	WT (LB)	WT (G)
CP02-12-08	3/4" x 1/2" Bushing Reducer	10	0.097	44
CP02-16-08	1" x 1/2" Bushing Reducer	10	0.127	57.6
CP02-16-12	1" x 3/4" Bushing Reducer	10	0.144	65.3
CP02-20-08	1-1/4" x 1/2" Bushing Reducer	5	0.17	77.1
CP02-20-16	1-1/4" x 1" Bushing Reducer	5	0.19	86.2
CP02-20-12	1-1/4" x 3/4" Bushing Reducer	5	0.195	88.5
CP02-24-12	1-1/2" x 3/4" Bushing Reducer	EA	0.276	125.2
CP02-24-20	1-1/2" x 1-1/4" Bushing Reducer	EA	0.298	135.2
CP02-24-16	1-1/2" x 1" Bushing Reducer	EA	0.299	135.6
CP02-24-08	1-1/2" x 1/2" Bushing Reducer	EA	0.319	144.7
CP02-32-16	2" x 1" Bushing Reducer	EA	0.406	184.2
CP02-32-20	2" x 1-1/4" Bushing Reducer	EA	0.418	189.6
CP02-32-24	2" x 1-1/2" Bushing Reducer	EA	0.463	210
CP02-32-12	2" x 3/4" Bushing Reducer	EA	0.533	241.8
CP02-32-08	2" x 1/2" Bushing Reducer	EA	0.535	242.7
CP02-40-20	2-1/2" x 1-1/4" Bushing Reducer	EA	0.743	337
CP02-40-16	2-1/2" x 1" Bushing Reducer	EA	0.754	342
CP02-40-32	2-1/2" x 2" Bushing Reducer	EA	0.775	351.5
CP02-40-24	2-1/2" x 1-1/2" Bushing Reducer	EA	0.884	401
CP02-48-32	3" x 2" Bushing Reducer	EA	0.886	401.9
CP02-48-20	3" x 1-1/4" Bushing Reducer	EA	1.008	457.2
CP02-48-24	3" x 1-1/2" Bushing Reducer	EA	1.158	525.3
CP02-64-32	4" x 2" Bushing Reducer	10	1.885	855

Bushing Reducers (FTG x P)

PART #	OD - DESCRIPTION	BOX QTY	WT (LB)	WT (G)
CP02-48-40	3" x 2-1/2" Bushing Reducer	EA	1.191	540.2
CP02-64-40	4" x 2-1/2" Bushing Reducer	EA	2.117	960.3
CP02-64-48	4" x 3" Bushing Reducer	EA	2.297	1041.9



Caps (P)

PART #	OD - DESCRIPTION	BOX QTY	WT (LB)	WT (G)
CP17-08	1/2" Cap	10	0.056	25.4
CP17-12	3/4" Cap	10	0.088	39.9
CP17-16	1" Cap	5	0.117	53.1
CP17-20	1-1/4" Cap	EA	0.185	83.9
CP17-24	1-1/2" Cap	EA	0.33	149.7
CP17-32	2" Cap	EA	0.436	197.8



Caps (P)

PART #	OD - DESCRIPTION	BOX QTY	WT (LB)	WT (G)
CP17-40	2-1/2" Cap	EA	0.739	335.2
CP17-48	3" Cap	EA	1.025	464.9
CP17-64	4" Cap	EA	1.852	840.1



Coupling Reducer (P x P)

PART #	OD - DESCRIPTION	BOX QTY	WT (LB)	WT (G)
CP0-12-08	3/4" x 1/2" Coupling Reducer	10	0.124	56.2
CP0-16-08	1" x 1/2" Coupling Reducer	10	0.172	78
CP0-16-12	1" x 3/4" Coupling Reducer	10	0.177	80.3
CP0-20-08	1-1/4" x 1/2" Coupling Reducer	EA	0.258	117
CP0-20-12	1-1/4" x 3/4" Coupling Reducer	EA	0.258	117
CP0-20-16	1-1/4" x 1" Coupling Reducer	EA	0.258	117
CP0-24-20	1-1/2" x 1-1/4" Coupling Reducer	EA	0.4	181.4
CP0-24-12	1-1/2" x 3/4" Coupling Reducer	EA	0.427	193.7



Coupling Reducer (P x P) - Continued

PART #	OD - DESCRIPTION	BOX QTY	WT (LB)	WT (G)
CP0-24-16	1-1/2" x 1" Coupling Reducer	EA	0.428	194.1
CP0-32-20	2" x 1-1/4" Coupling Reducer	EA	0.552	250.4
CP0-32-16	2" x 1" Coupling Reducer	EA	0.591	268.1
CP0-32-12	2" x 3/4" Coupling Reducer	EA	0.595	269.9
CP0-32-24	2" x 1-1/2" Coupling Reducer	EA	0.595	269.9



Coupling Reducer (P x P)

PART #	OD - DESCRIPTION	BOX QTY	WT (LB)	WT (G)
CP0-40-16	2-1/2" x 1" Coupling Reducer	EA	0.827	375.1
CP0-40-20	2-1/2" x 1-1/4" Coupling Reducer	EA	0.851	386.0
CP0-40-24	2-1/2" x 1-1/2" Coupling Reducer	EA	0.986	447.2
CP0-40-32	2-1/2" x 2" Coupling Reducer	EA	1.047	474.9
CP0-48-24	3" x 1-1/2" Coupling Reducer	EA	1.246	565.2
CP0-48-32	3" x 2" Coupling Reducer	EA	1.29	585.1
CP0-48-40	3" x 2-1/2" Coupling Reducer	EA	1.51	684.9
CP0-64-32	4" x 2" Coupling Reducer	EA	2.09	948.0
CP0-64-40	4" x 2-1/2" Coupling Reducer	EA	2.333	1058.2
CP0-64-48	4" x 3" Coupling Reducer	EA	2.483	1126.3



No Stop Couplings (P x P)

PART #	OD - DESCRIPTION	BOX QTY	WT (LB)	WT (G)
CP0-NSTOP-08	1/2" Coupling (no stop)	10	0.08	36.3
CP0-NSTOP-12	3/4" Coupling (no stop)	10	0.131	59.4
CP0-NSTOP-16	1" Coupling (no stop)	5	0.163	73.9
CP0-NSTOP-20	1-1/4" Coupling (no stop)	EA	0.241	109.3
CP0-NSTOP-24	1-1/2" Coupling (no stop)	EA	0.472	214.1
CP0-NSTOP-32	2" Coupling (no stop)	EA	0.593	269.0



No Stop Couplings (P x P)

PART #	OD - DESCRIPTION	BOX QTY	WT (LB)	WT (G)
CP0-NSTOP-40	2-1/2" Coupling (no stop)	EA	1.202	545.2
CP0-NSTOP-48	3" Coupling (no stop)	EA	1.665	755.2
CP0-NSTOP-64	4" Coupling (no stop)	EA	2.867	1300.4



Extended No Stop Couplings (P x P)

PART #	OD - DESCRIPTION	BOX QTY	WT (LB)	WT (G)
CP0-ENSTOP-08	1/2" Extended Coupling (no stop)	5	0.136	61.7
CP0-ENSTOP-12	3/4" Extended Coupling (no stop)	5	0.209	94.8
CP0-ENSTOP-16	1" Extended Coupling (no stop)	5	0.284	128.8
CP0-ENSTOP-20	1-1/4" Extended Coupling (no stop)	EA	0.394	178.7
CP0-ENSTOP-24	1-1/2" Extended Coupling (no stop)	EA	0.68	308.4
CP0-ENSTOP-32	2" Extended Coupling (no stop)	EA	0.9	408.2



Couplings with Stop (P x P)

PART #	OD - DESCRIPTION	BOX QTY	WT (LB)	WT (G)
CP0-08	1/2" Coupling w/stop	10	0.08	36.3
CP0-12	3/4" Coupling w/stop	10	0.131	59.4
CP0-16	1" Coupling w/stop	5	0.163	73.9
CP0-20	1-1/4" Coupling w/stop	EA	0.243	110.2
CP0-24	1-1/2" Coupling w/stop	EA	0.474	215.0
CP0-32	2" Coupling w/stop	EA	0.604	274.0

Couplings with Stop (P x P)

PART #	OD - DESCRIPTION	BOX QTY	WT (LB)	WT (G)
CP0-40	2-1/2" Coupling w/stop	EA	1.211	549.3
CP0-48	3" Coupling w/stop	EA	1.669	757.0
CP0-64	4" Coupling w/stop	EA	2.882	1307.3



Crossovers (P x P)

PART #	OD - DESCRIPTION	BOX QTY	WT (LB)	WT (G)
CP36-08	1/2" Crossover	10	0.237	107.5
CP36-12	3/4" Crossover	10	0.321	145.6



Street Crossovers (FTG x P)

PART #	OD - DESCRIPTION	BOX QTY	WT (LB)	WT (G)
CP36-2-08	1/2" Crossover (Street)	10	0.185	83.9
CP36-2-12	3/4" Crossover (Street)	10	0.187	84.8



45° Elbows (P x P)

PART #	OD - DESCRIPTION	BOX QTY	WT (LB)	WT (G)
CP6-08	1/2" 45° Elbow	10	0.091	41.3
CP6-12	3/4" 45° Elbow	10	0.143	64.9
CP6-16	1" 45° Elbow	5	0.219	99.3
CP6-20	1-1/4" 45° Elbow	EA	0.32	145.1
CP6-24	1-1/2" 45° Elbow	EA	0.617	279.9
CP6-32	2" 45° Elbow	EA	0.84	381.0

45° Elbows (P x P)

PART #	OD - DESCRIPTION	BOX QTY	WT (LB)	WT (G)
CP6-40	2-1/2" 45° Elbow	EA	1.61	730.3
CP6-48	3" 45° Elbow	EA	2.337	1060.0
CP6-64	4" 45° Elbow	EA	4.216	1912.3



45° Street Elbows (P x FTG)

PART #	OD - DESCRIPTION	BOX QTY	WT (LB)	WT (G)
CP6-2-08	1/2" 45° Street Elbow	10	0.085	38.6
CP6-2-12	3/4" 45° Street Elbow	10	0.145	65.8
CP6-2-16	1" 45° Street Elbow	5	0.200	90.7



45° Street Elbows (P x FTG) - Continued

PART #	OD - DESCRIPTION	BOX QTY	WT (LB)	WT (G)
CP6-2-20	1-1/4" 45° Street Elbow	EA	0.311	141.1
CP6-2-24	1-1/2" 45° Street Elbow	EA	0.591	268.1
CP6-2-32	2" 45° Street Elbow	EA	0.815	369.7



45° Street Elbows (P x FTG)

PART #	OD - DESCRIPTION	BOX QTY	WT (LB)	WT (G)
CP6-2-40	2-1/2" 45° Street Elbow	EA	1.555	705.3
CP6-2-48	3" 45° Street Elbow	EA	2.192	994.3
CP6-2-64	4" 45° Street Elbow	EA	4.02	1823.4



90° Elbows (P x P)

PART #	OD - DESCRIPTION	BOX QTY	WT (LB)	WT (G)
CP7-08	1/2" 90° Elbow	10	0.112	50.8
CP7-12	3/4" 90° Elbow	10	0.187	84.8
CP7-16	1" 90° Elbow	5	0.279	126.6
CP7-20	1-1/4" 90° Elbow	EA	0.426	193.2
CP7-24	1-1/2" 90° Elbow	EA	0.798	362.0
CP7-32	2" 90° Elbow	EA	1.149	521.2

90° Elbows (P x P)

PART #	OD - DESCRIPTION	BOX QTY	WT (LB)	WT (G)
CP7-40	2-1/2" 90° Elbow	EA	2.102	953.5
CP7-48	3" 90° Elbow	EA	3.032	1375.3
CP7-64	4" 90° Elbow	EA	5.726	2597.3



90° Elbows (P x P)

PART #	OD - DESCRIPTION	BOX QTY	WT (LB)	WT (G)
CP74-16	1" 90° Elbow	EA	0.45	204.1
CP74-20	1-1/4" 90° Elbow	EA	0.668	303.0
CP74-24	1-1/2" 90° Elbow	EA	0.961	435.9
CP74-32	2" 90° Elbow	EA	1.61	730.3



90° Elbows (P x P)

PART #	OD - DESCRIPTION	BOX QTY	WT (LB)	WT (G)
CP7-12-08	3/4" x 1/2" 90° Elbow	15	0.153	69.4
CP7-16-12	1" x 3/4" 90° Elbow	10	0.251	113.9



90° Street Elbows (P x FTG)

PART #	OD - DESCRIPTION	BOX QTY	WT (LB)	WT (G)
CP7-2-08	1/2" 90° Street Elbow	10	0.104	47.2
CP7-2-12	3/4" 90° Street Elbow	10	0.183	83.0
CP7-2-16	1" 90° Street Elbow	5	0.269	122.0
CP7-2-20	1-1/4" 90° Street Elbow	EA	0.404	183.3
CP7-2-24	1-1/2" 90° Street Elbow	EA	0.772	350.2
CP7-2-32	2" 90° Street Elbow	EA	1.105	501.2

90° Street Elbows (P x FTG)

PART #	OD - DESCRIPTION	BOX QTY	WT (LB)	WT (G)
CP7-2-40	2-1/2" 90° Street Elbow	EA	1.958	888.1
CP7-2-48	3" 90° Street Elbow	EA	2.862	1298.2
CP7-2-64	4" 90° Street Elbow	EA	5.513	2500.7



90° Drop Ear Elbows (P x FTG)

PART #	OD - DESCRIPTION	BOX QTY	WT (LB)	WT (G)
CP735-08	1/2" 90° Drop Ear Elbow	5	0.291	132.0



Tees (P x P x P)

PART #	OD - DESCRIPTION	BOX QTY	WT (LB)	WT (G)
CPT-08	1/2" Tee	10	0.165	74.8
CPT-12	3/4" Tee	10	0.287	130.2
CPT-16	1" Tee	5	0.397	180.1
CPT-20	1-1/4" Tee	EA	0.518	235.0
CPT-24	1-1/2" Tee	EA	0.882	400.1
CPT-32	2" Tee	EA	1.102	499.9

Tees (P x P x P)

PART #	OD - DESCRIPTION	BOX QTY	WT (LB)	WT (G)
CPT-40	2-1/2" Tee	EA	2.293	1040.1
CPT-48	3" Tee	EA	3.252	1475.1
CPT-64	4" Tee	EA	5.843	2650.3



Tees (P x P x FPT)

PART #	OD - DESCRIPTION	BOX QTY	WT (LB)	WT (G)
CPTF-08	1/2" Tee	5	0.249	112.9
CPTF-12	3/4" Tee	5	0.348	157.9



Reducing Tees (P x P x P)

PART #	OD - DESCRIPTION	BOX QTY	WT (LB)	WT (G)
CPT-12-08-08	3/4" x 1/2" x 1/2" Reducing Tee	10	0.278	126.1
CPT-12-08-12	3/4" x 1/2" x 3/4" Reducing Tee	5	0.326	147.9
CPT-16-12-08	1" x 3/4" x 1/2" Reducing Tee	5	0.368	166.9
CPT-16-08-12	1" x 1/2" x 3/4" Reducing Tee	5	0.4	181.4
CPT-16-12-12	1" x 3/4" x 3/4" Reducing Tee	5	0.403	182.8
CPT-16-12-16	1" x 3/4" x 1" Reducing Tee	5	0.453	205.5
CPT-20-16-08	1-1/4" x 1" x 1/2" Reducing Tee	EA	0.457	207.3
CPT-16-08-16	1" x 1/2" x 1" Reducing Tee	5	0.463	210
CPT-20-16-12	1-1/4" x 1" x 3/4" Reducing Tee	EA	0.463	210



Reducing Tees (P x P x P) - Continued

PART #	OD - DESCRIPTION	BOX QTY	WT (LB)	WT (G)
CPT-20-12-08	1-1/4" x 3/4" x 1/2" Reducing Tee	EA	0.467	211.8
CPT-20-16-16	1-1/4" x 1" x 1" Reducing Tee	EA	0.507	230
CPT-20-12-12	1-1/4" x 3/4" x 3/4" Reducing Tee	EA	0.531	240.9
CPT-20-12-16	1-1/4" x 3/4" x 1" Reducing Tee	EA	0.561	254.5
CPT-20-08-20	1-1/4" x 1/2" x 1-1/4" Reducing Tee	EA	0.6	272.2
CPT-20-12-20	1-1/4" x 3/4" x 1-1/4" Reducing Tee	EA	0.61	276.7
CPT-20-16-20	1-1/4" x 1" x 1-1/4" Reducing Tee	EA	0.617	279.9
CPT-24-20-12	1-1/2" x 1-1/4" x 3/4" Reducing Tee	EA	0.744	337.5
CPT-24-16-12	1-1/2" x 1" x 3/4" Reducing Tee	EA	0.763	346.1
CPT-24-16-16	1-1/2" x 1" x 1" Reducing Tee	EA	0.806	365.6
CPT-24-20-16	1-1/2" x 1-1/4" x 1" Reducing Tee	EA	0.806	365.6
CPT-24-20-20	1-1/2" x 1-1/4" x 1-1/4" Reducing Tee	EA	0.856	388.3
CPT-32-24-12	2" x 1-1/2" x 3/4" Reducing Tee	EA	1.021	463.1
CPT-24-16-24	1-1/2" x 1" x 1-1/2" Reducing Tee	EA	1.097	497.6
CPT-32-24-16	2" x 1-1/2" x 1" Reducing Tee	EA	1.097	497.6
CPT-32-16-16	2" x 1" x 1 Reducing Tee	EA	1.173	532
CPT-32-20-20	2" x 1-1/4" x 1-1/4" Reducing Tee	EA	1.173	532.1
CPT-32-24-20	2" x 1-1/2" x 1-1/4" Reducing Tee	EA	1.234	559.7
CPT-32-24-32	2" x 1-1/2" x 2" Reducing Tee	EA	1.323	600.1
CPT-32-24-24	2" x 1-1/2" x 1-1/2" Reducing Tee	EA	1.36	616.9

Reducing Tees (P x P x P)

PART #	OD - DESCRIPTION	BOX QTY	WT (LB)	WT (G)
CPT-12-12-08	3/4" x 3/4" x 1/2" Reducing Tee	10	0.243	110.2
CPT-08-08-12	1/2" x 1/2" x 3/4" Reducing Tee	10	0.287	130.2
CPT-08-08-16	1/2" x 1/2" x 1" Reducing Tee	5	0.32	145.1
CPT-16-16-08	1" x 1" x 1/2" Reducing Tee	5	0.375	170.1
CPT-12-12-16	3/4" x 3/4" x 1" Reducing Tee	5	0.4	181.4
CPT-16-16-12	1" x 1" x 3/4" Reducing Tee	5	0.41	186
CPT-20-20-08	1-1/4" x 1-1/4" x 1/2" Reducing Tee	EA	0.471	213.6
CPT-20-20-12	1-1/4" x 1-1/4" x 3/4" Reducing Tee	EA	0.512	232.2



Reducing Tees (P x P x P)

PART #	OD - DESCRIPTION	BOX QTY	WT (LB)	WT (G)
CPT-20-20-16	1-1/4" x 1-1/4" x 1" Reducing Tee	EA	0.554	251.3
CPT-16-16-20	1" x 1" x 1-1/4" Reducing Tee	EA	0.568	257.6
CPT-24-24-08	1-1/2" x 1-1/2" x 1/2" Reducing Tee	EA	0.702	318.4
CPT-24-24-12	1-1/2" x 1-1/2" x 3/4" Reducing Tee	EA	0.808	366.5
CPT-24-24-16	1-1/2" x 1-1/2" x 1" Reducing Tee	EA	0.849	385.1
CPT-32-32-08	2" x 2" x 1/2" Reducing Tee	EA	0.882	400.1
CPT-24-24-20	1-1/2" x 1-1/2" x 1-1/4" Reducing Tee	EA	0.893	405.1
CPT-32-32-12	2" x 2" x 3/4" Reducing Tee	EA	0.926	420
CPT-32-32-16	2" x 2" x 1" Reducing Tee	EA	0.992	450
CPT-32-32-20	2" x 2" x 1-1/4" Reducing Tee	EA	1.058	479.9
CPT-32-32-24	2" x 2" x 1-1/2" Reducing Tee	EA	1.102	499.9



Reducing Tees (P x P x P)

PART #	OD - DESCRIPTION	BOX QTY	WT (LB)	WT (G)
CPT-40-40-08	2-1/2" x 2-1/2" x 1/2" Reducing Tee	EA	1.484	673.1
CPT-40-40-12	2-1/2" x 2-1/2" x 3/4" Reducing Tee	EA	1.464	664.1
CPT-40-40-16	2-1/2" x 2-1/2" x 1" Reducing Tee	EA	1.521	689.9
CPT-40-40-20	2-1/2" x 2-1/2" x 1-1/4" Reducing Tee	EA	1.632	740.3
CPT-40-40-24	2-1/2" x 2-1/2" x 1-1/2" Reducing Tee	EA	1.81	821.0
CPT-40-40-32	2-1/2" x 2-1/2" x 2" Reducing Tee	EA	1.94	880.0
CPT-48-48-08	3" x 3" x 1/2" Reducing Tee	EA	1.945	882.2
CPT-48-48-12	3" x 3" x 3/4" Reducing Tee	EA	1.985	900.4
CPT-48-48-16	3" x 3" x 1" Reducing Tee	EA	2.064	936.2
CPT-48-48-20	3" x 3" x 1-1/4" Reducing Tee	EA	2.13	966.2
CPT-48-48-24	3" x 3" x 1-1/2" Reducing Tee	EA	2.328	1056.0
CPT-48-48-32	3" x 3" x 2" Reducing Tee	EA	2.5	1134.0
CPT-64-64-08	4" x 4" x 1/2" Reducing Tee	EA	3.374	1530.4
CPT-64-64-12	4" x 4" x 3/4" Reducing Tee	EA	3.4	1542.2
CPT-64-64-16	4" x 4" x 1" Reducing Tee	EA	3.654	1657.4



Reducing Tees (P x P x P) - Continued

PART #	OD - DESCRIPTION	BOX QTY	WT (LB)	WT (G)
CPT-64-64-20	4" x 4" x 1-1/4" Reducing Tee	EA	3.667	1663.3
CPT-64-64-24	4" x 4" x 1-1/2" Reducing Tee	EA	3.793	1720.5
CPT-64-64-32	4" x 4" x 2" Reducing Tee	EA	4.022	1824.3



Reducing Tees (P x P x P)

PART #	OD - DESCRIPTION	BOX QTY	WT (LB)	WT (G)
CPT-40-16-40	2-1/2" x 1" x 2-1/2" Reducing Tee	EA	2.015	914
CPT-40-12-40	2-1/2" x 3/4" x 2-1/2" Reducing Tee	EA	2.059	933.9
CPT-40-20-40	2-1/2" x 1-1/4" x 2-1/2" Reducing Tee	EA	2.082	944.4
CPT-40-32-40	2-1/2" x 2" x 2-1/2" Reducing Tee	EA	2.17	984.3
CPT-40-24-40	2-1/2" x 1-1/2" x 2-1/2" Reducing Tee	EA	2.205	1000.2
CPT-48-32-40	3" x 2" x 2-1/2" Reducing Tee	EA	2.606	1182.1
CPT-48-16-48	3" x 1" x 3" Reducing Tee	EA	2.886	1309.1
CPT-48-20-48	3" x 1-1/4" x 3" Reducing Tee	EA	2.928	1328.1
CPT-48-12-48	3" x 3/4" x 3" Reducing Tee	EA	2.955	1340.4
CPT-48-32-48	3" x 2" x 3" Reducing Tee	EA	2.955	1340.4
CPT-48-24-48	3" x 1-1/2" x 3" Reducing Tee	EA	3.045	1381.2



Reducing Tees (P x P x P)

PART #	OD - DESCRIPTION	BOX QTY	WT (LB)	WT (G)
CPT-40-32-12	2-1/2" x 2" x 3/4" Reducing Tee	EA	1.398	634.1
CPT-40-32-16	2-1/2" x 2" x 1" Reducing Tee	EA	1.424	645.9
CPT-40-32-24	2-1/2" x 2" x 1-1/2" Reducing Tee	EA	1.671	758
CPT-40-32-32	2-1/2" x 2" x 2" Reducing Tee	EA	1.841	835.1
CPT-48-32-32	3" x 2" x 2" Reducing Tee	EA	2.331	1057.3



Reducing Tees (P x P x P)

PART #	OD - DESCRIPTION	BOX QTY	WT (LB)	WT (G)
CPT-48-48-40	3" x 3" x 2-1/2" Reducing Tee	EA	2.904	1317.2
CPT-64-64-40	4" x 4" x 2-1/2" Reducing Tee	EA	4.536	2057.5
CPT-64-64-48	4" x 4" x 3" Reducing Tee	EA	4.855	2202.2



Reducing Tees (P x P x P)

PART #	OD - DESCRIPTION	BOX QTY	WT (LB)	WT (G)
CPT-48-40-32	3" x 2-1/2" x 2" Reducing Tee	EA	2.467	1119.0
CPT-64-48-32	4" x 3" x 2" Reducing Tee	EA	4.04	1832.5



Reducing Tees (P x P x P)

PART #	OD - DESCRIPTION	BOX QTY	WT (LB)	WT (G)
CPT-48-40-40	3" x 2-1/2" x 2-1/2" Reducing Tee	EA	2.867	1300.4
CPT-64-48-48	4" x 3" x 3" Reducing Tee	EA	4.917	2230.3



Reducing Tees (P x P x FPT)

PART #	OD - DESCRIPTION	BOX QTY	WT (LB)	WT (G)
CPTF-12-12-08	3/4" x 3/4" x 1/2" Reducing Tee	5	0.304	137.9
CPTF-16-16-08	1" x 1" x 1/2" Reducing Tee	5	0.415	188.2
CPTF-16-16-12	1" x 1" x 3/4" Reducing Tee	5	0.493	223.6
CPTF-20-20-08	1-1/4" x 1-1/4" x 1/2" Reducing Tee	EA	0.529	240.0
CPTF-20-20-12	1-1/4" x 1-1/4" x 3/4" Reducing Tee	EA	0.595	269.9
CPTF-24-24-08	1-1/2" x 1-1/2" x 1/2" Reducing Tee	EA	0.809	367.0
CPTF-24-24-12	1-1/2" x 1-1/2" x 3/4" Reducing Tee	EA	0.901	408.7
CPTF-32-32-08	2" x 2" x 1/2" Reducing Tee	EA	1.151	522.1
CPTF-32-32-12	2" x 2" x 3/4" Reducing Tee	EA	1.301	590.1




Unions (P x P)

PART #	OD - DESCRIPTION	BOX QTY	WT (LB)	WT (G)
CP33-08	1/2" Union	EA	0.331	150.1
CP33-12	3/4" Union	EA	0.488	221.4
CP33-16	1" Union	EA	0.862	391.0
CP33-20	1-1/4" Union	EA	1.071	485.8
CP33-24	1-1/2" Union	EA	1.76	798.3
CP33-32	2" Union	EA	2.885	1308.6



Unions (P x FPT)

PART #	OD - DESCRIPTION	BOX QTY	WT (LB)	WT (G)
CP33-3-08	1/2" Union	EA	0.29	131.5
CP33-3-12	3/4" Union	EA	0.414	187.8
CP33-3-16	1" Union	EA	0.802	363.8
CP33-3-20	1-1/4" Union	EA	0.972	440.9
CP33-3-24	1-1/2" Union	EA	1.68	762.0
CP33-3-32	2" Union	EA	2.85	1292.7



Unions (P x MPT)

PART #	OD - DESCRIPTION	BOX QTY	WT (LB)	WT (G)
CP33-4-08	1/2" Union	EA	0.309	140.2
CP33-4-12	3/4" Union	EA	0.495	224.5
CP33-4-16	1" Union	EA	0.888	402.8
CP33-4-20	1-1/4" Union	EA	1.13	512.6
CP33-4-24	1-1/2" Union	EA	1.601	726.2
CP33-4-32	2" Union	EA	2.844	1290.0



Dielectric Union (P x FIP)

PART #	OD - DESCRIPTION	BOX QTY	WT (LB)	WT (G)
CP35-3-08	1/2" Dielectric Union	EA	0.816	370.1
CP35-3-12	3/4" Dielectric Union	EA	1.147	520.3
CP35-3-16	1" Dielectric Union	EA	1.041	472.2
CP35-3-20	1-1/4" Dielectric Union	EA	1.537	697.2
CP35-3-24	1-1/2" Dielectric Union	EA	1.822	826.4
CP35-3-32	2" Dielectric Union	EA	2.827	1282.3



FAST ORDER TURNAROUND

Our Operations Center is strategically located in the Memphis, Tennessee metro area to streamline delivery and bolster the customer service that NDL is known for throughout the industry.



We Focus on Quality and Service So You Can Install with Confidence.

Since 1998, our mission has been to stay ahead of the curve as an industry leader in the HVAC, Refrigeration, and Plumbing markets. We have achieved this over the years by heavily emphasizing quality, and innovation, and maintaining a global team of experienced professionals to deliver top-notch service. We continue to hold ourselves to the highest standards, never sacrificing our commitment to our customers or our product that has what made us the company we are today.

What you can expect from us:

- Fast order turnaround
- Real-time order communications
- Field-experienced sales and technical support
- Parts packaged in contractor-friendly sized bags
- High-quality control standards for superior fit and finish



Offering the Same High-Quality Standards with all of our Plumbing Products.

Building on our success gained from our HVAC-R products, we have grown our offerings to include plumbing products as well which include PAC Fittings that are ASME approved. Consider NDL for copper press fittings, plumbing (WOG) valves, PEX, PPSU PEX, PVC, water hose connectors and more!

See all of our plumbing products at [ndlinc.com](https://www.ndlinc.com).



Explore our full line of high-quality HVAC-R and plumbing products.

[ndlinc.com](https://www.ndlinc.com) | 1-866-635-6888 | sales@ndlinc.com

@ndlindustries

