



PVC SCH40 Fittings

TECHNICAL SPECIFICATIONS SUBMITTAL FORM

Job Name:	Submittal Date:	Wholesaler:
Job Location:	Engineer/Architect:	Contractor:

Product Use:

PVC SCH40 Fittings for use in HVAC, Refrigeration, and Plumbing Applications.

Design and Features:

- Designed for most industrial and residential needs.
- Renowned for strength and superior enhanced performance, our pressure plastic fittings are tested under real-world "cyclic" pressure conditions.
- Pressure plastic fittings offer smoother inner walls for low-pressure drops and excellent resistance to chemicals and corrosion.
- Made with Schedule 40 PVC.
- Diameters from 1-1/4" - 6".

Certifications and Approvals:

- Meets applicable ASTM Standards: D2466, D1784, and F1498
- Meets NSF/ANSI standards 14 and 61 for use with potable water





Female Adapters

Female Adapters Dimensions and Selection

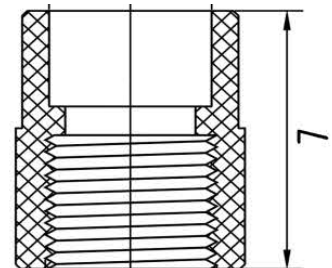
	PART #	OD - DESCRIPTION	BOX QTY	L1 (IN)	WT (LB)	WT (G)
	NP-435-005	1/2" Female Adapter	10	1.575"	0.04	18.1
	NP-435-007	3/4" Female Adapter	10	1.595"	0.041	18.6
	NP-435-010	1" Female Adapter	10	2.008"	0.092	41.7
	NP-435-015	1-1/2" Female Adapter	10	2.362"	0.156	70.8
	NP-435-020	2" Female Adapter	50	2.480"	0.239	108.4

The information contained herein is not intended to replace the full product installation and safety information available or the experience of a trained product installer. You are required to thoroughly read all installation instructions and product safety information before beginning the installation of a product.

All installations must completely comply with all NDL Industries warnings and instructions, national state and local codes and all applicable ANSI standards.

NDL Industries product specifications in U.S. customary units and metric are approximate and are provided for reference only. For precise measurements, please contact Customer

Service. NDL Industries reserves the right to change or modify product design, construction, specifications, or materials without prior notice and without incurring any obligation to make such changes and modifications on NDL products previously or subsequently sold.



Explore our full line of high-quality HVAC-R and plumbing products.

ndlinc.com | 1-866-635-6888 | sales@ndlinc.com

@ndlindustries





Male Adapters

Male Adapters Dimensions and Selection

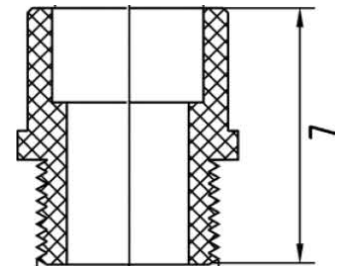
	PART #	OD - DESCRIPTION	BOX QTY	L1 (IN)	WT (LB)	WT (G)
	NP-436-005	1/2" Male Adapter	10	1.732"	0.029	13.2
	NP-436-007	3/4" Male Adapter	10	1.772"	0.04	18.1
	NP-436-010	1" Male Adapter	10	1.969"	0.07	31.8
	NP-436-015	1-1/2" Male Adapter	10	2.481"	0.141	64.0
	NP-436-020	2" Male Adapter	5	2.559"	0.208	94.3

The information contained herein is not intended to replace the full product installation and safety information available or the experience of a trained product installer. You are required to thoroughly read all installation instructions and product safety information before beginning the installation of a product.

All installations must completely comply with all NDL Industries warnings and instructions, national state and local codes and all applicable ANSI standards.

NDL Industries product specifications in U.S. customary units and metric are approximate and are provided for reference only. For precise measurements, please contact Customer

Service. NDL Industries reserves the right to change or modify product design, construction, specifications, or materials without prior notice and without incurring any obligation to make such changes and modifications on NDL products previously or subsequently sold.



Explore our full line of high-quality HVAC-R and plumbing products.

ndlinc.com | 1-866-635-6888 | sales@ndlinc.com

@ndlindustries





Reducer Bushings

Reducer Bushings Dimensions and Selection

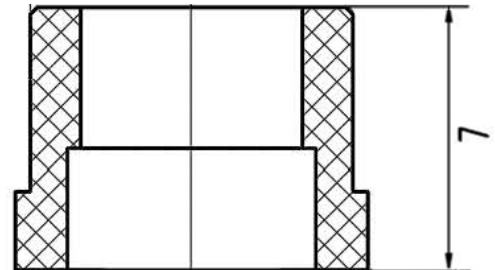
	PART #	OD - DESCRIPTION	BOX QTY	L1 (IN)	WT (LB)	WT (G)
	NP-437-101	3/4" x 1/2" Reducer Bushing	10	1.142"	0.024	11.0
	NP-437-131	1" x 3/4" Reducer Bushing	10	1.043"	0.040	18.3
	NP-437-167	1-1/4" x 3/4" Reducer Bushing	20	1.417"	0.112	50.7
	NP-437-168	1-1/4" x 1" Reducer Bushing	20	1.417"	0.052	23.7
	NP-437-211	1-1/2" x 1" Reducer Bushing	10	1.614"	0.098	44.5
	NP-437-212	1-1/2" x 1-1/4" Reducer Bushing	10	1.358"	0.056	25.6
	NP-437-251	2" x 1-1/2" Reducer Bushing	5	1.614"	0.109	49.3

The information contained herein is not intended to replace the full product installation and safety information available or the experience of a trained product installer. You are required to thoroughly read all installation instructions and product safety information before beginning the installation of a product.

All installations must completely comply with all NDL Industries warnings and instructions, national state and local codes and all applicable ANSI standards.

NDL Industries product specifications in U.S. customary units and metric are approximate and are provided for reference only. For precise measurements, please contact Customer

Service. NDL Industries reserves the right to change or modify product design, construction, specifications, or materials without prior notice and without incurring any obligation to make such changes and modifications on NDL products previously or subsequently sold.



Explore our full line of high-quality HVAC-R and plumbing products.

ndlinc.com | 1-866-635-6888 | sales@ndlinc.com

@ndlindustries





Caps Dimensions and Selection

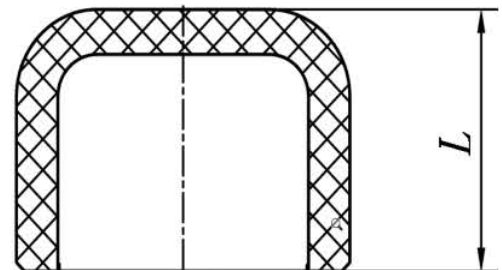
	PART #	OD - DESCRIPTION	BOX QTY	L1 (IN)	WT (LB)	WT (G)
	NP-447-005	1/2" Cap	10	0.866"	0.023	10.4
	NP-447-007	3/4" Cap	10	0.906"	0.026	11.8
	NP-447-010	1" Cap	10	0.984"	0.039	17.7
	NP-447-015	1-1/2" Cap	50	1.339"	0.105	47.6
	NP-447-020	2" Cap	20	1.535"	0.148	67.1

The information contained herein is not intended to replace the full product installation and safety information available or the experience of a trained product installer. You are required to thoroughly read all installation instructions and product safety information before beginning the installation of a product.

All installations must completely comply with all NDL Industries warnings and instructions, national state and local codes and all applicable ANSI standards.

NDL Industries product specifications in U.S. customary units and metric are approximate and are provided for reference only. For precise measurements, please contact Customer

Service. NDL Industries reserves the right to change or modify product design, construction, specifications, or materials without prior notice and without incurring any obligation to make such changes and modifications on NDL products previously or subsequently sold.





Caps (FIPT)

Caps Dimensions and Selection

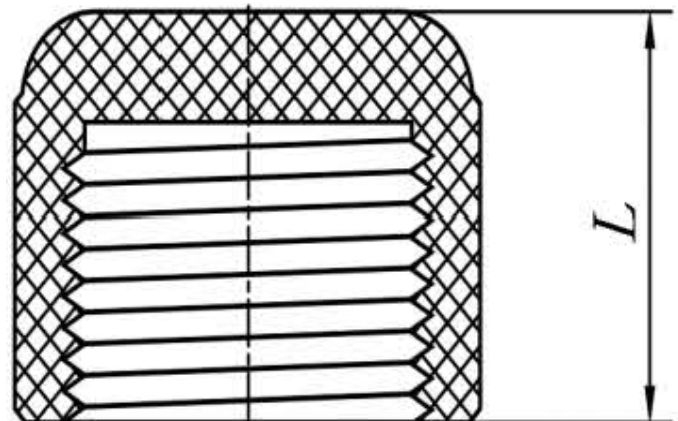
	PART #	OD - DESCRIPTION	BOX QTY	L1 (IN)	WT (LB)	WT (G)
	NP-448-007	3/4" Cap	10	1.024"	0.038	17.2
	NP-448-010	1" Cap	10	1.024"	0.05	22.7

The information contained herein is not intended to replace the full product installation and safety information available or the experience of a trained product installer. You are required to thoroughly read all installation instructions and product safety information before beginning the installation of a product.

All installations must completely comply with all NDL Industries warnings and instructions, national state and local codes and all applicable ANSI standards.

NDL Industries product specifications in U.S. customary units and metric are approximate and are provided for reference only. For precise measurements, please contact Customer

Service. NDL Industries reserves the right to change or modify product design, construction, specifications, or materials without prior notice and without incurring any obligation to make such changes and modifications on NDL products previously or subsequently sold.



Couplings Dimensions and Selection

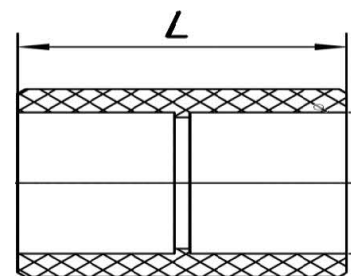
	PART #	OD - DESCRIPTION	BOX QTY	L1 (IN)	WT (LB)	WT (G)
	NP-429-005	1/2" Coupling	10	1.535"	0.027	12.2
	NP-429-007	3/4" Coupling	10	1.535"	0.038	17.2
	NP-429-010	1" Coupling	10	1.909"	0.061	27.7
	NP-429-012	1-1/4" Coupling	10	2.126"	0.108	49.0
	NP-429-015	1-1/2" Coupling	20	2.283"	0.119	54.0
	NP-429-020	2" Coupling	5	2.402"	0.167	75.7

The information contained herein is not intended to replace the full product installation and safety information available or the experience of a trained product installer. You are required to thoroughly read all installation instructions and product safety information before beginning the installation of a product.

All installations must completely comply with all NDL Industries warnings and instructions, national state and local codes and all applicable ANSI standards.

NDL Industries product specifications in U.S. customary units and metric are approximate and are provided for reference only. For precise measurements, please contact Customer

Service. NDL Industries reserves the right to change or modify product design, construction, specifications, or materials without prior notice and without incurring any obligation to make such changes and modifications on NDL products previously or subsequently sold.





45° Elbows

45° Elbows Dimensions and Selection

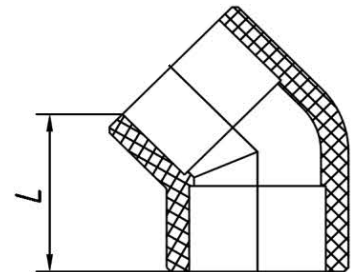
	PART #	OD - DESCRIPTION	BOX QTY	L1 (IN)	WT (LB)	WT (G)
	NP-417-005	1/2" 45° Elbow	10	1.220"	0.036	16.3
	NP-417-007	3/4" 45° Elbow	10	1.457"	0.052	23.6
	NP-417-010	1" 45° Elbow	10	1.496"	0.086	39.0
	NP-417-012	1-1/4" 45° Elbow	10	2.087"	0.123	55.8
	NP-417-015	1-1/2" 45° Elbow	10	2.205"	0.18	81.6
	NP-417-020	2" 45° Elbow	5	2.441"	0.264	119.7

The information contained herein is not intended to replace the full product installation and safety information available or the experience of a trained product installer. You are required to thoroughly read all installation instructions and product safety information before beginning the installation of a product.

All installations must completely comply with all NDL Industries warnings and instructions, national state and local codes and all applicable ANSI standards.

NDL Industries product specifications in U.S. customary units and metric are approximate and are provided for reference only. For precise measurements, please contact Customer

Service. NDL Industries reserves the right to change or modify product design, construction, specifications, or materials without prior notice and without incurring any obligation to make such changes and modifications on NDL products previously or subsequently sold.



Explore our full line of high-quality HVAC-R and plumbing products.

ndlinc.com | 1-866-635-6888 | sales@ndlinc.com

@ndlindustries





45° Street Elbows

45° Street Elbows Dimensions and Selection

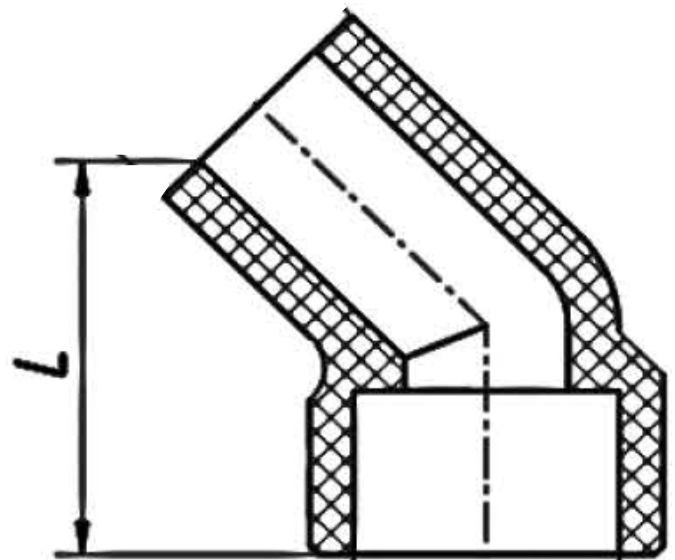
	PART #	OD - DESCRIPTION	BOX QTY	L1 (IN)	WT (LB)	WT (G)
	NP-400-010	1" 45° Street Elbow	50	2.362"	0.088	40.0

The information contained herein is not intended to replace the full product installation and safety information available or the experience of a trained product installer. You are required to thoroughly read all installation instructions and product safety information before beginning the installation of a product.

All installations must completely comply with all NDL Industries warnings and instructions, national state and local codes and all applicable ANSI standards.

NDL Industries product specifications in U.S. customary units and metric are approximate and are provided for reference only. For precise measurements, please contact Customer

Service. NDL Industries reserves the right to change or modify product design, construction, specifications, or materials without prior notice and without incurring any obligation to make such changes and modifications on NDL products previously or subsequently sold.





90° Elbows (S x S)

90° Elbows Dimensions and Selection

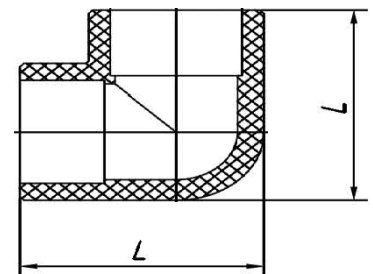
	PART #	OD - DESCRIPTION	BOX QTY	L1 (IN)	WT (LB)	WT (G)
	NP-406-005	1/2" 90° Elbow	10	1.733"	0.045	20.4
	NP-406-007	3/4" 90° Elbow	10	1.929"	0.064	29.0
	NP-406-010	1" 90° Elbow	10	2.402"	0.109	49.4
	NP-406-012	1-1/4" 90° Elbow	15	2.952"	0.168	76.2
	NP-406-015	1-1/2" 90° Elbow	10	3.228"	0.213	96.6
	NP-406-020	2" 90° Elbow	5	3.780"	0.337	152.9
	NP-406-030	3" 90° Elbow	10	5.433"	0.795	360.6

The information contained herein is not intended to replace the full product installation and safety information available or the experience of a trained product installer. You are required to thoroughly read all installation instructions and product safety information before beginning the installation of a product.

All installations must completely comply with all NDL Industries warnings and instructions, national state and local codes and all applicable ANSI standards.

NDL Industries product specifications in U.S. customary units and metric are approximate and are provided for reference only. For precise measurements, please contact Customer

Service. NDL Industries reserves the right to change or modify product design, construction, specifications, or materials without prior notice and without incurring any obligation to make such changes and modifications on NDL products previously or subsequently sold.



Explore our full line of high-quality HVAC-R and plumbing products.

ndlinc.com | 1-866-635-6888 | sales@ndlinc.com

@ndlindustries

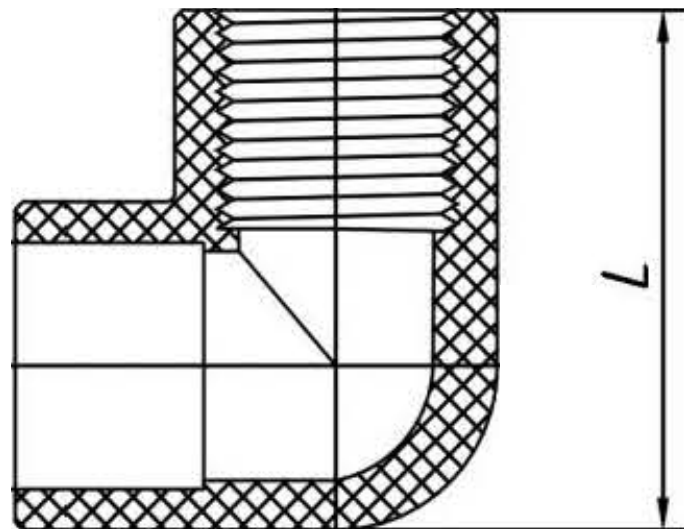




90° Elbows (S x FIPT)

90° Elbows Dimensions and Selection

	PART #	OD - DESCRIPTION	BOX QTY	L1 (IN)	WT (LB)	WT (G)
	NP-407-007	3/4" 90° Elbow	10	2.008"	0.08	36.3
	NP-407-010	1" 90° Elbow	10	-	0.159	72.1
	NP-407-015	1-1/2" 90° Elbow	10	-	0.353	160.2



The information contained herein is not intended to replace the full product installation and safety information available or the experience of a trained product installer. You are required to thoroughly read all installation instructions and product safety information before beginning the installation of a product.

All installations must completely comply with all NDL Industries warnings and instructions, national state and local codes and all applicable ANSI standards.

NDL Industries product specifications in U.S. customary units and metric are approximate and are provided for reference only. For precise measurements, please contact Customer.

Service. NDL Industries reserves the right to change or modify product design, construction, specifications, or materials without prior notice and without incurring any obligation to make such changes and modifications on NDL products previously or subsequently sold.



Explore our full line of high-quality HVAC-R and plumbing products.

ndlinc.com | 1-866-635-6888 | sales@ndlinc.com

@ndlindustries





90° Street Elbows (SP x S)

90° Street Elbows Dimensions and Selection

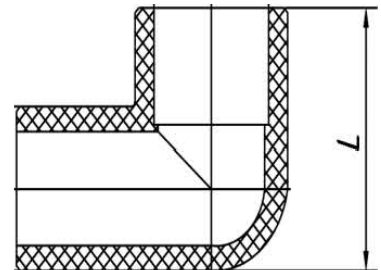
	PART #	OD - DESCRIPTION	BOX QTY	L1 (IN)	WT (LB)	WT (G)
	NP-409-005	1/2" 90° Street Elbow	10	1.772"	0.049	22.2
	NP-409-007	3/4" 90° Street Elbow	10	2.244"	0.066	29.9
	NP-409-010	1" 90° Street Elbow	10	2.244"	0.12	54.4
	NP-409-012	1-1/4" 90° Street Elbow	50	-	0.190	86.3
	NP-409-020	2" 90° Street Elbow	25	3.543"	0.342	155.1

The information contained herein is not intended to replace the full product installation and safety information available or the experience of a trained product installer. You are required to thoroughly read all installation instructions and product safety information before beginning the installation of a product.

All installations must completely comply with all NDL Industries warnings and instructions, national state and local codes and all applicable ANSI standards.

NDL Industries product specifications in U.S. customary units and metric are approximate and are provided for reference only. For precise measurements, please contact Customer

Service. NDL Industries reserves the right to change or modify product design, construction, specifications, or materials without prior notice and without incurring any obligation to make such changes and modifications on NDL products previously or subsequently sold.



Explore our full line of high-quality HVAC-R and plumbing products.

ndlinc.com | 1-866-635-6888 | sales@ndlinc.com

@ndlindustries





90° Street Elbows (MIPT x S)

90° Street Elbows Dimensions and Selection

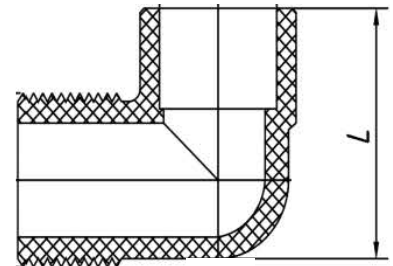
	PART #	OD - DESCRIPTION	BOX QTY	L1 (IN)	WT (LB)	WT (G)
	NP-410-005	1/2" 90° Street Elbow	10	1.417"	0.041	18.6
	NP-410-007	3/4" 90° Street Elbow	10	2.205"	0.062	28.1
	NP-410-010	1" 90° Street Elbow	10	2.795"	0.133	60.3
	NP-410-020	2" 90° Street Elbow	50	3.976"	0.312	141.5

The information contained herein is not intended to replace the full product installation and safety information available or the experience of a trained product installer. You are required to thoroughly read all installation instructions and product safety information before beginning the installation of a product.

All installations must completely comply with all NDL Industries warnings and instructions, national state and local codes and all applicable ANSI standards.

NDL Industries product specifications in U.S. customary units and metric are approximate and are provided for reference only. For precise measurements, please contact Customer

Service. NDL Industries reserves the right to change or modify product design, construction, specifications, or materials without prior notice and without incurring any obligation to make such changes and modifications on NDL products previously or subsequently sold.



Explore our full line of high-quality HVAC-R and plumbing products.

ndlinc.com | 1-866-635-6888 | sales@ndlinc.com

@ndlindustries





Plug Dimensions and Selection

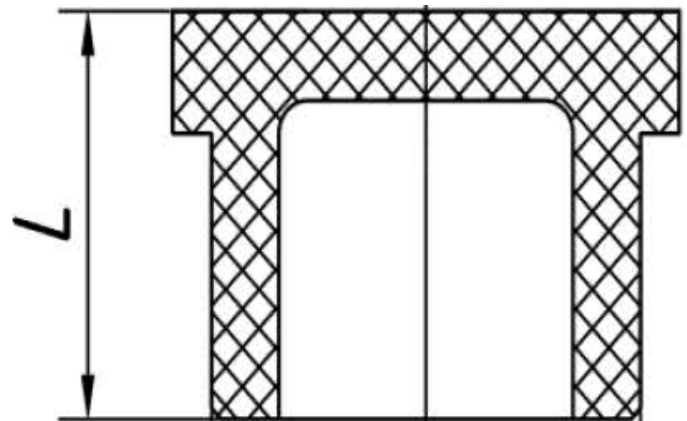
	PART #	OD - DESCRIPTION	BOX QTY	L1 (IN)	WT (LB)	WT (G)
	NP-449-007	3/4" Plug	10	-	0.031	14.1

The information contained herein is not intended to replace the full product installation and safety information available or the experience of a trained product installer. You are required to thoroughly read all installation instructions and product safety information before beginning the installation of a product.

All installations must completely comply with all NDL Industries warnings and instructions, national state and local codes and all applicable ANSI standards.

NDL Industries product specifications in U.S. customary units and metric are approximate and are provided for reference only. For precise measurements, please contact Customer

Service. NDL Industries reserves the right to change or modify product design, construction, specifications, or materials without prior notice and without incurring any obligation to make such changes and modifications on NDL products previously or subsequently sold.





Plug (MIPT)

Plug Dimensions and Selection

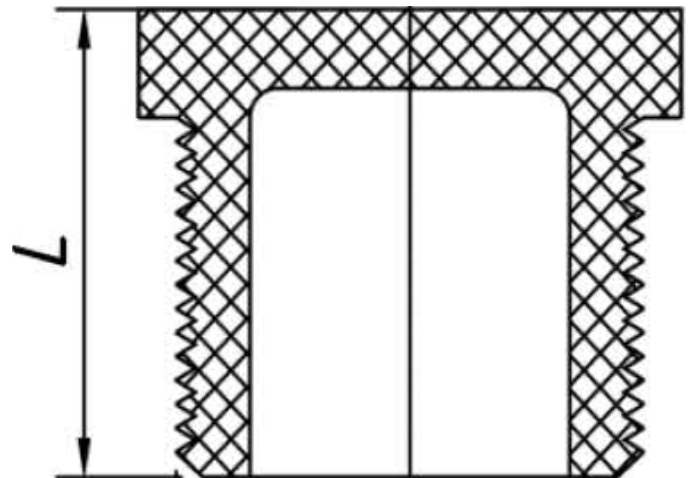
	PART #	OD - DESCRIPTION	BOX QTY	L1 (IN)	WT (LB)	WT (G)
	NP-450-007	3/4" Plug	10	1.437"	0.034	15.4

The information contained herein is not intended to replace the full product installation and safety information available or the experience of a trained product installer. You are required to thoroughly read all installation instructions and product safety information before beginning the installation of a product.

All installations must completely comply with all NDL Industries warnings and instructions, national state and local codes and all applicable ANSI standards.

NDL Industries product specifications in U.S. customary units and metric are approximate and are provided for reference only. For precise measurements, please contact Customer

Service. NDL Industries reserves the right to change or modify product design, construction, specifications, or materials without prior notice and without incurring any obligation to make such changes and modifications on NDL products previously or subsequently sold.





Tees Dimensions and Selection

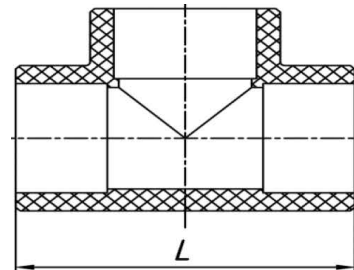
	PART #	OD - DESCRIPTION	BOX QTY	L1 (IN)	WT (LB)	WT (G)
	NP-401-005	1/2" Tee	10	2.519"	0.065	29.4
	NP-401-007	3/4" Tee	10	2.598"	0.075	34.0
	NP-401-015	1-1/2" Tee	5	3.150"	0.108	48.9
	NP-401-010	1" Tee	10	3.819"	0.149	67.5
	NP-401-012	1-1/4" Tee	5	4.370"	0.219	99.4
	NP-401-020	2" Tee	5	4.823"	0.427	193.5

The information contained herein is not intended to replace the full product installation and safety information available or the experience of a trained product installer. You are required to thoroughly read all installation instructions and product safety information before beginning the installation of a product.

All installations must completely comply with all NDL Industries warnings and instructions, national state and local codes and all applicable ANSI standards.

NDL Industries product specifications in U.S. customary units and metric are approximate and are provided for reference only. For precise measurements, please contact Customer

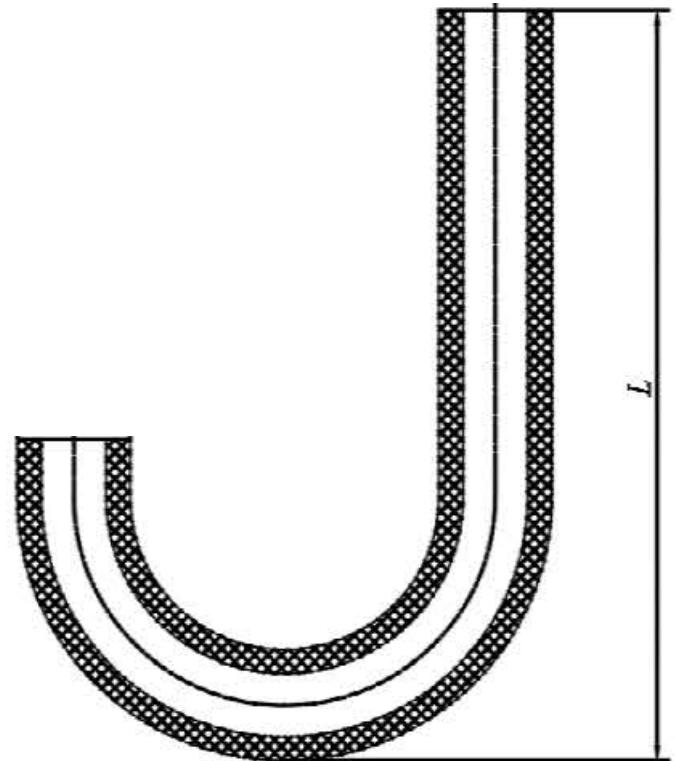
Service. NDL Industries reserves the right to change or modify product design, construction, specifications, or materials without prior notice and without incurring any obligation to make such changes and modifications on NDL products previously or subsequently sold.





J-Trap Dimensions and Selection

	PART #	OD - DESCRIPTION	BOX QTY	L1 (IN)	WT (LB)	WT (G)
	NP-PVC34JTRAP	3/4" J-Trap	10	6.496"	0.208	94.3



The information contained herein is not intended to replace the full product installation and safety information available or the experience of a trained product installer. You are required to thoroughly read all installation instructions and product safety information before beginning the installation of a product.

All installations must completely comply with all NDL Industries warnings and instructions, national state and local codes and all applicable ANSI standards.

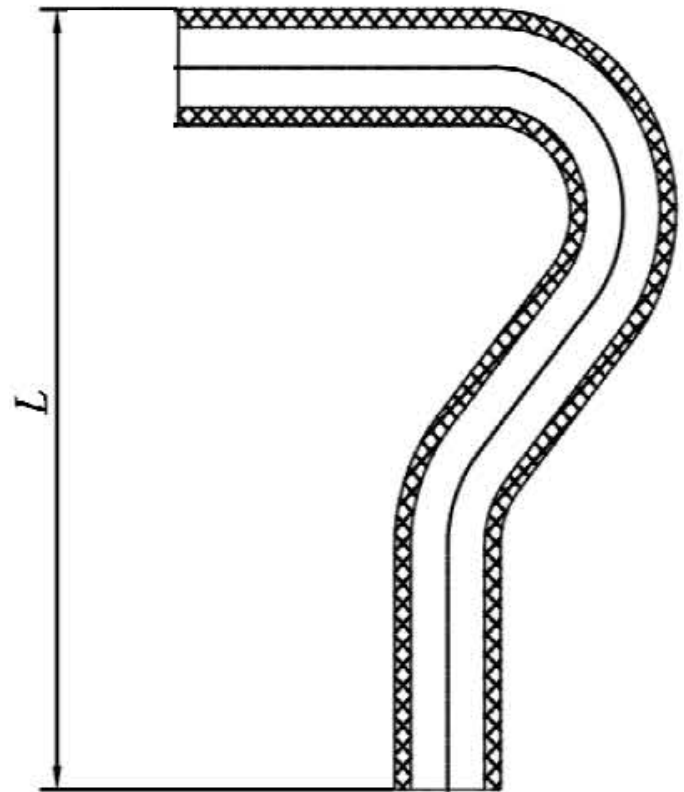
NDL Industries product specifications in U.S. customary units and metric are approximate and are provided for reference only. For precise measurements, please contact Customer

Service. NDL Industries reserves the right to change or modify product design, construction, specifications, or materials without prior notice and without incurring any obligation to make such changes and modifications on NDL products previously or subsequently sold.



P-Trap Dimensions and Selection

	PART #	OD - DESCRIPTION	BOX QTY	L1 (IN)	WT (LB)	WT (G)
	NP-PVC34PTRAP	3/4" P-Trap	5	7.992"	0.267	121.1



The information contained herein is not intended to replace the full product installation and safety information available or the experience of a trained product installer. You are required to thoroughly read all installation instructions and product safety information before beginning the installation of a product.

All installations must completely comply with all NDL Industries warnings and instructions, national state and local codes and all applicable ANSI standards.

NDL Industries product specifications in U.S. customary units and metric are approximate and are provided for reference only. For precise measurements, please contact Customer

Service. NDL Industries reserves the right to change or modify product design, construction, specifications, or materials without prior notice and without incurring any obligation to make such changes and modifications on NDL products previously or subsequently sold.



R-Trap Dimensions and Selection

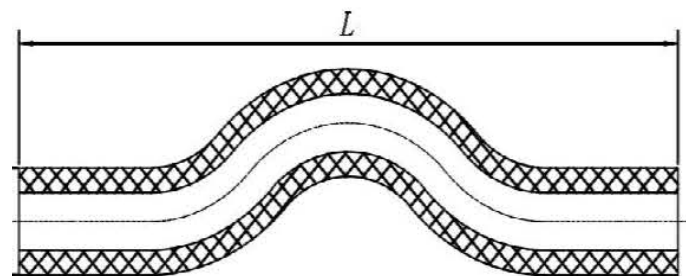
	PART #	OD - DESCRIPTION	BOX QTY	L1 (IN)	WT (LB)	WT (G)
	NP-PVC34RTRAP	3/4" R-Trap	10	10.906"	0.255	115.7

The information contained herein is not intended to replace the full product installation and safety information available or the experience of a trained product installer. You are required to thoroughly read all installation instructions and product safety information before beginning the installation of a product.

All installations must completely comply with all NDL Industries warnings and instructions, national state and local codes and all applicable ANSI standards.

NDL Industries product specifications in U.S. customary units and metric are approximate and are provided for reference only. For precise measurements, please contact Customer

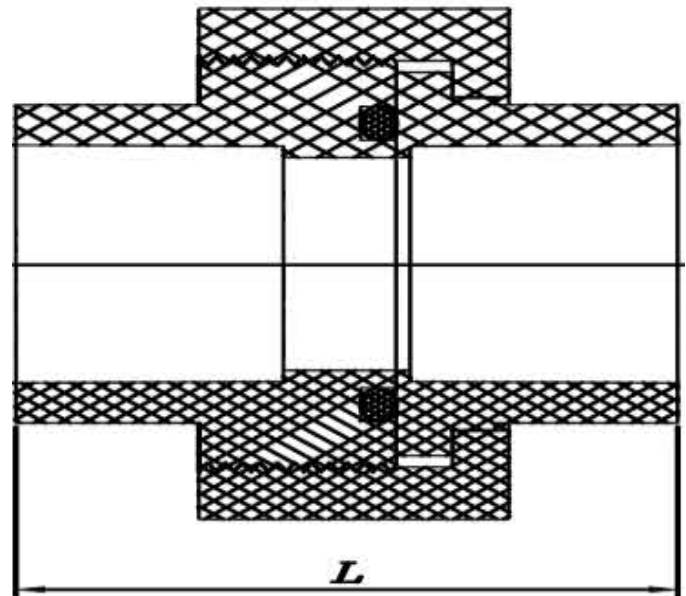
Service. NDL Industries reserves the right to change or modify product design, construction, specifications, or materials without prior notice and without incurring any obligation to make such changes and modifications on NDL products previously or subsequently sold.





Union Dimensions and Selection

	PART #	OD - DESCRIPTION	BOX QTY	L1 (IN)	WT (LB)	WT (G)
	NP-457-007	3/4" Union	10	1.909"	0.153	69.4



The information contained herein is not intended to replace the full product installation and safety information available or the experience of a trained product installer. You are required to thoroughly read all installation instructions and product safety information before beginning the installation of a product.

All installations must completely comply with all NDL Industries warnings and instructions, national state and local codes and all applicable ANSI standards.

NDL Industries product specifications in U.S. customary units and metric are approximate and are provided for reference only. For precise measurements, please contact Customer

Service. NDL Industries reserves the right to change or modify product design, construction, specifications, or materials without prior notice and without incurring any obligation to make such changes and modifications on NDL products previously or subsequently sold.