



NDL Industries

APPLICATIONS

Commercial, Industrial, and Residential HVAC and Refrigeration

Solid Core Bi-Flow Filter Driers (NCHBF)

Filter driers shield the refrigeration system by trapping solids, absorbing moisture and acid, and averting ice buildup on the expansion valve's orifice.



NCHBF Specifications

Advancing Welding Technology

Body design manufactured with advanced welding technology for leak-free joints and superior performance with high-pressure refrigerants.

Tested Powder Coat

Finished with semi-gloss black epoxy-polyester powder coat paint tested to 1,000 hours of salt spray, exceeding ASTM standards.

Effective Blend

Desiccant comprised of molecular sieve and activated alumina in a ratio of 80:20.

High-Grade Sieves

Solid core type with XH-11 grade molecular sieves.

Wide Range Compatibility

Recommended for Commercial Air Conditioning, Commercial Refrigeration, Cold Chains, Precision Air Conditioners, Industrial Refrigeration, Food Retail.

Enhanced Design

Furnace brazed pure copper ends, with longer length and thicker walls compared to other brands.

Pressure Drop Minimization

Uses honey-comb design perforated plate to minimize pressure drops.

Tailored Solution

Designed specifically for use on liquid line in reversible heat pump applications.



NCHBF Solid Core Bi-Flow Filter Driers

NCHBF Certifications and Approvals

- CE
- UL Certified

*Press Compatible options available
(NCHBF-Z)*



TW Filter Driers with Spectroline AR-GLO®

The complete solution to reduce warranty repair costs and reduce service callbacks.

- The included dye is compatible with all refrigerants, offering comprehensive protection for 6-ton* air conditioning systems
- Installation can be done with the system running, minimizing downtime and disruption
- With the tracer wafer pre-installed, there's no need to handle messy liquid dyes, simplifying the process
- Leaks are easily spotted using a UV flashlight and fluorescence-enhancing safety glasses, streamlining repair efforts

Selection Recommendations

MODEL	CONNECTIONS INLET/OUTLET	FLOW CAPACITY TAN @ 1PSI ΔP (FOR KW MULTIPLY TON BY 3.5)				WATER CAPACITY DROPS OF WATER									
		R-134A	R-22 & R-410A	R-407C	R-410A & R-507	R-134A		R-22		R-407C		R-410A		R-404A & R-507	
						75 °F	125 °F	75 °F	125 °F	75 °F	125 °F	75 °F	125 °F	75 °F	125 °F
NCHBF-052F	1/4" SAE	1.92	2.2		1.4	78	73		66	58	42	39	35	80	76
NCHBF-052S	1/4" ODF														
NCHBF-053F	3/8" SAE	3.8	4	3.9	2.95	168	155	159	144	106	79	85	75	174	165
NCHBF-053S	3/8" ODF														
NCHBF-082F	1/4" SAE	3.64	5.1	5	2.58	168	155	159	144	106	79	85	75	174	165
NCHBF-082S	1/4" ODF														
NCHBF-083F	3/8" SAE	4.6	5.1	5	3.4	168	155	159	144	106	79	85	75	174	165
NCHBF-083S	3/8" ODF														
NCHBF-084F	1/2" SAE	5.73	6.7	6.6	4.41	168	155	159	144	106	79	85	75	174	165
NCHBF-084S	1/2" ODF														
NCHBF-163F	3/8" SAE	4.75	5.2	5.1	3.66	439	415	323	294	237	179	178	160	602	326
NCHBF-163S	3/8" ODF														
NCHBF-164F	1/2" SAE	7.43	8.1	7.9	5.41	439	415	323	294	237	179	178	160	602	326
NCHBF-164S	1/2" ODF														
NCHBF-165F	5/8" SAE	7.33	8.7	8.5	5.64	439	415	323	294	237	179	178	160	602	326
NCHBF-165S	5/8" ODF														
NCHBF-303F	3/8" SAE	5.29	5.8	5.7	3.77	624	577	585	532	452	345	415	293	645	609
NCHBF-303S	3/8" ODF														
NCHBF-304F	1/2" SAE	8.7	9.7	9.5	6.23	624	577	585	532	452	345	415	293	645	609
NCHBF-304S	1/2" ODF														
NCHBF-305F	5/8" SAE	12.9	14.2	13.9	9.4	624	577	585	532	452	345	415	293	645	609
NCHBF-305S	5/8" ODF														
NCHBF-306F	3/4" SAE	14.59	16	15.7	10.58	624	577	585	532	452	345	415	293	645	609
NCHBF-306S	3/4" ODF														
NCHBF-307S	7/8" ODF	15.22	16.7	16.4	11.05	624	577	585	532	452	345	415	293	645	609
NCHBF-309S	1 1/8" ODF	16.41	18	17.5	11.91	624	577	585	532	452	345	415	293	645	609

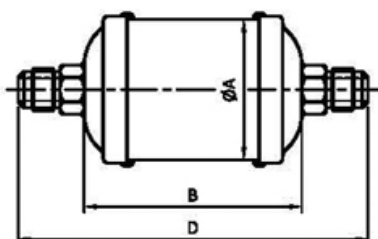


NCHBF Solid Core Bi-Flow Filter Driers

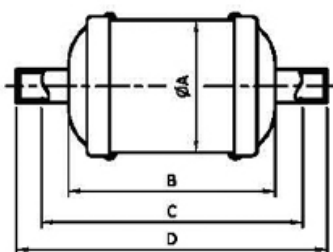
Models Available

MODEL	OUTER DIA. ØA		BODY LENGTH B		STOPPER TO STOPPER ENPTH C		OVERALL LENGTH D		CONNECTION TYPE (IN)	DRAWING NO.		
	MM	IN	MM	IN	MM	IN	MM	IN				
NCHBF-052F	Ø 63.5	Ø 2.5	76	2.99	-	-	122	4.80	1/4" SAE	Drawing 1		
NCHBF-052S					106	4.17	126	4.96	1/4" ODF	Drawing 2		
NCHBF-053F					-	-	130	5.12	3/8" SAE	Drawing 1		
NCHBF-053S					102.3	4.03	126	4.96	3/8" ODF	Drawing 2		
NCHBF-082F			97	3.82	-	-	-	-	143	5.63	1/4" SAE	Drawing 1
NCHBF-082S							127	5.00	147	5.79	1/4" ODF	Drawing 2
NCHBF-083F							-	-	151	5.94	3/8" SAE	Drawing 1
NCHBF-083S							123.3	4.85	147	5.79	3/8" ODF	Drawing 2
NCHBF-084F							-	-	157	6.18	1/2" SAE	Drawing 1
NCHBF-084S							123.3	4.85	147	5.79	1/2" ODF	Drawing 2
NCHBF-163F	Ø 76.2	Ø 3	117	4.61	-	-	171	6.73	3/8" SAE	Drawing 1		
NCHBF-163S					143.3	5.64	167	6.57	3/8" ODF	Drawing 2		
NCHBF-164F					-	-	177	6.97	1/2" SAE	Drawing 1		
NCHBF-164S					143.3	5.64	167	6.57	1/2" ODF	Drawing 2		
NCHBF-165F					-	-	185	7.28	5/8" SAE	Drawing 1		
NCHBF-165S					143.3	5.64	167	6.57	5/8" ODF	Drawing 2		
NCHBF-303F			191	7.52	-	-	-	-	246	9.65	3/8" SAE	Drawing 1
NCHBF-303S							217.3	8.56	241	9.49	3/8" ODF	Drawing 2
NCHBF-304F							-	-	251	9.88	1/2" SAE	Drawing 1
NCHBF-304S							217.3	8.56	241	9.49	1/2" ODF	Drawing 2
NCHBF-305F	-	-					259	10.20	5/8" SAE	Drawing 1		
NCHBF-305S	217.3	8.56					241	9.49	5/8" ODF	Drawing 2		
NCHBF-306F	-	-					265	10.43	3/4" SAE	Drawing 1		
NCHBF-306S	217.3	8.56					241	9.49	3/4" ODF	Drawing 2		
NCHBF-307S	221	8.70	265	10.43	7/8" ODF	Drawing 3						
NCHBF-309S	221.5	8.70	275	10.83	1 1/8" ODF	Drawing 3						

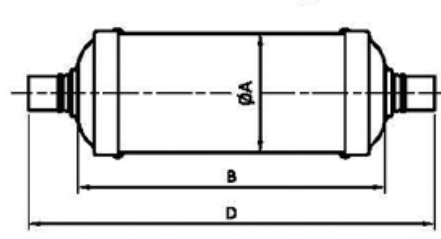
DIMENSIONAL DATA



DRAWING -1



DRAWING -2



DRAWING -3